

Nasdaq-100 Enhanced Growth™ Index Fueling Innovation with Fundamental Strength

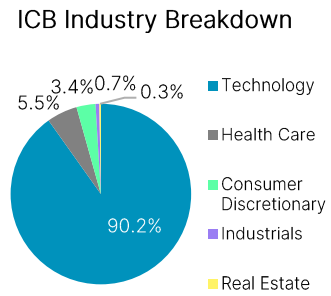


What is the Nasdaq-100 Enhanced Growth™ (NDXEG™)?

Nasdaq-Listed Only Targets the top 30 Nasdaq-100® (NDX®) securities by composite factor rankings	U.S. Exposure + Broad exposure to 25 U.S. (86.5%) and 5 international (13.5%) non-financial companies
Technology Exposure + 99% exposure to Tech, Health Care and Consumer Discretionary	Growth + Quality Focus Disciplined, fundamentals-driven security selection

Top 10 Constituents

Constituent	Weight
1 Nvidia	16.5%
2 Meta Platforms	16.4%
3 Microsoft	13.3%
4 Broadcom	12.6%
5 ASML	9.0%
6 Palantir	5.1%
7 Intuitive Surgical	2.7%
8 Shopify	2.7%
9 Qualcomm	2.2%
10 Booking Holdings	2.1%



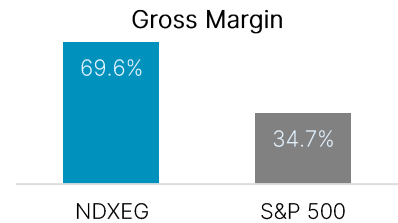
Source: Nasdaq Global Indexes, Bloomberg. Data as of March 3, 2026.

Index Construction Process

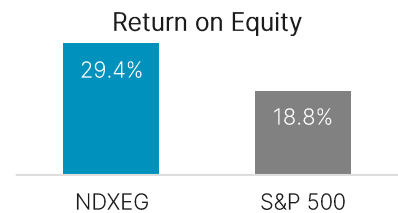


Fundamentals-Driven Outperformance

Gross margin of NDXEG is **double that of the S&P 500**



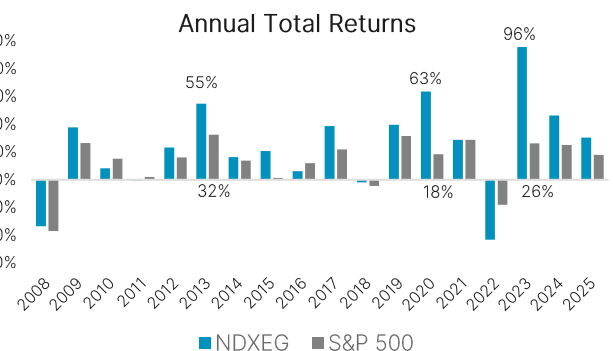
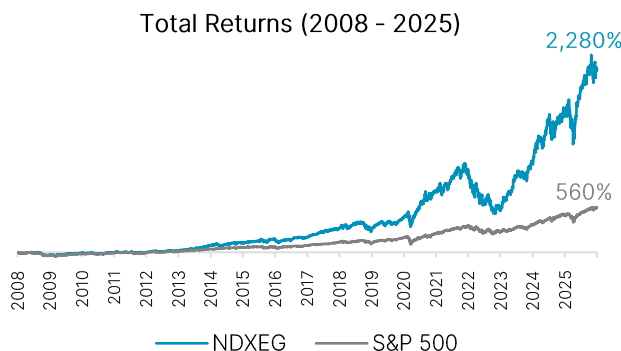
Return on equity of NDXEG is **56% higher than that of the S&P 500**



Source: Bloomberg. Data as of March 3, 2026.

Impressive & Consistent Outperformance

- Over the past 18 years, the **total return of NDXEG was over 4 times that of the S&P 500** (2,280% vs. 560%), or 74% higher on an annualized basis (19.3% vs. 11.1% CAGR)
- NDXEG has outperformed the S&P 500 in 14 of the past 18 full calendar years, representing a **win rate of 78%**



Source: Nasdaq Global Indexes, Bloomberg. Data as of December 31, 2025.

Nasdaq®, Nasdaq-100 Enhanced Growth™ Index, Nasdaq-100 Enhanced Growth™, NDXEG™, Nasdaq-100® and NDX® are registered trademarks of Nasdaq, Inc. The information contained above is provided for informational and educational purposes only, and nothing contained herein should be construed as investment advice, either on behalf of a particular security or an overall investment strategy. Neither Nasdaq, Inc. nor any of its affiliates makes any recommendation to buy or sell any security or any representation about the financial condition of any company. Statements regarding Nasdaq-listed companies or Nasdaq proprietary indexes are not guarantees of future performance. Actual results may differ materially from those expressed or implied. Past performance is not indicative of future results. Investors should undertake their own due diligence and carefully evaluate companies before investing. **ADVICE FROM A SECURITIES PROFESSIONAL IS STRONGLY ADVISED.**